






































Nazwij pokolorowane zwierzę, odszukaj i zakreśl jego cień.




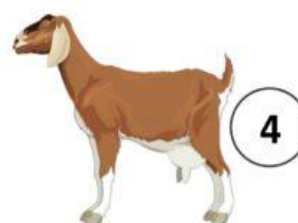

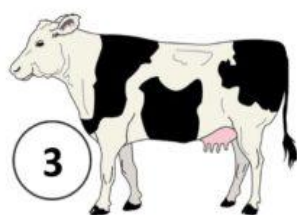


Nazwij pokolorowane zwierzę, odszukaj i zakreśl jego cień.




Wpisz nazwy zwierząt.




A crossword puzzle grid with the following structure:

- Row 1: 5 empty cells. A circled number 3 is above the first cell.
- Row 2: 1 empty cell, followed by 4 empty cells.
- Row 3: 3 empty cells. A circled number 7 is to the left of the first cell.
- Row 4: 1 empty cell, followed by 2 empty cells. A circled number 4 is above the first cell, and a circled number 2 is above the second cell.
- Row 5: 6 empty cells. A circled number 1 is to the left of the first cell.
- Row 6: 1 empty cell, followed by 2 empty cells, then 1 empty cell.
- Row 7: 4 empty cells. A circled number 6 is to the left of the first cell.
- Row 8: 1 empty cell, followed by 1 empty cell, then 1 empty cell.


Policz zwierzęta w każdej grupie i zaznacz ile ich jest.




1 2 3



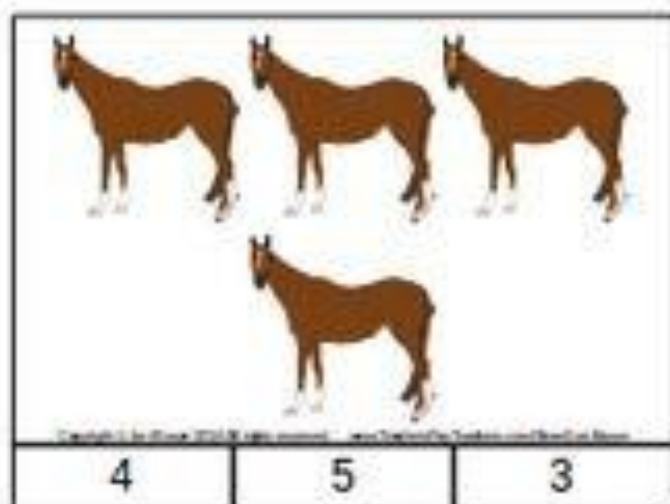
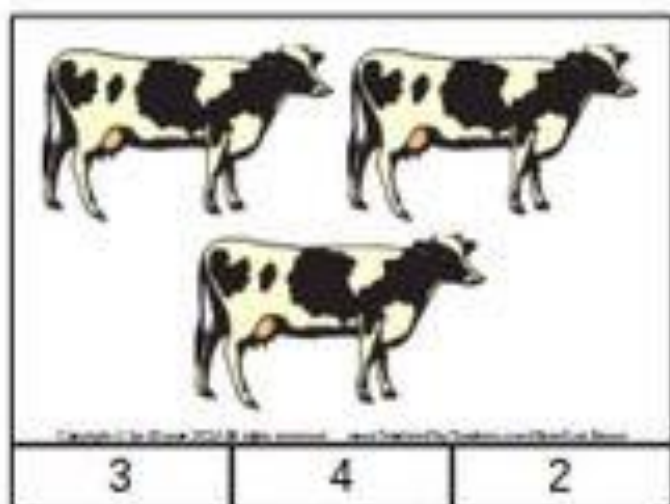
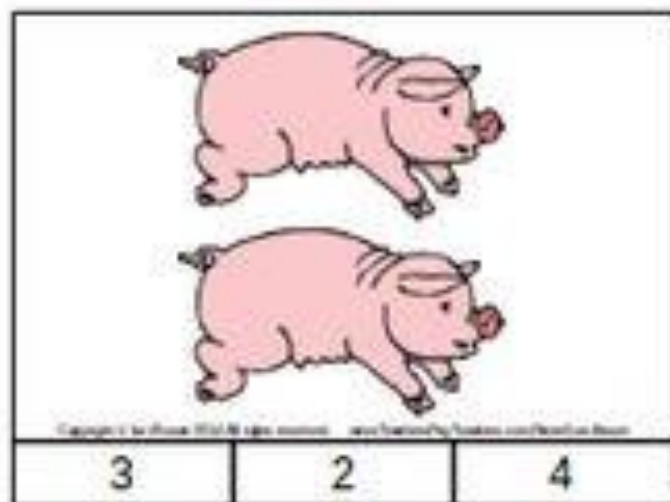

3 2 4




3 4 2



4 5 3



Policz i zapisz ile jest zwierząt.




0	10	8
---	----	---


9	1	8
---	---	---



5	2	7
---	---	---



5	8	3
---	---	---



0

10

8

9

1


8



5

2

7

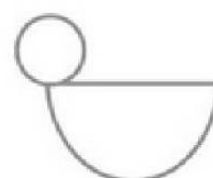





5

8

3

Połącz zdjęcia dorosłych zwierząt z wiejskiego podwórka z ich dziećmi. Nazwij mamy i ich dzieci.



Dokończ rysować kurki według wzoru. Pokoloruj je.

Korzyści z hodowli zwierząt - połącz zwierzęta z produktami.



zwierzęta na wsi cz.1 (odgłosy, zagadki, zadania)
<https://www.youtube.com/watch?v=v4R2rkylrc0>

zwierzęta na wsi cz.2 (gdzie mieszkają, co jedzą)
<https://www.youtube.com/watch?v=CpcmvJTO5G4>

stary Donald piosenka
<https://www.dailymotion.com/video/x6hmycb>

piosenka mała nas do pieczenia chleba
<https://www.youtube.com/watch?v=Mc2u6EeMq4c>

jak powstaje chleb "od ziarenka do bochenka"
<https://www.youtube.com/watch?v=99wOP1R-9r8>

Połącz w pary.



Zwierzęta na wsi.